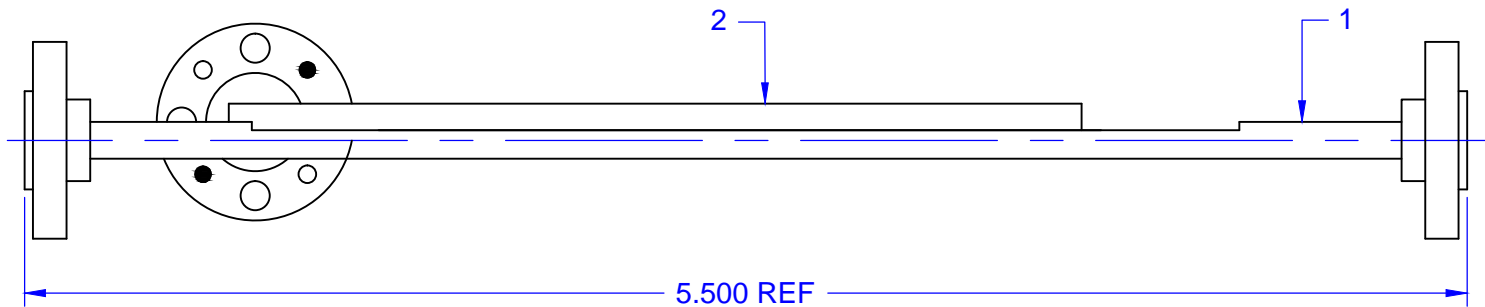
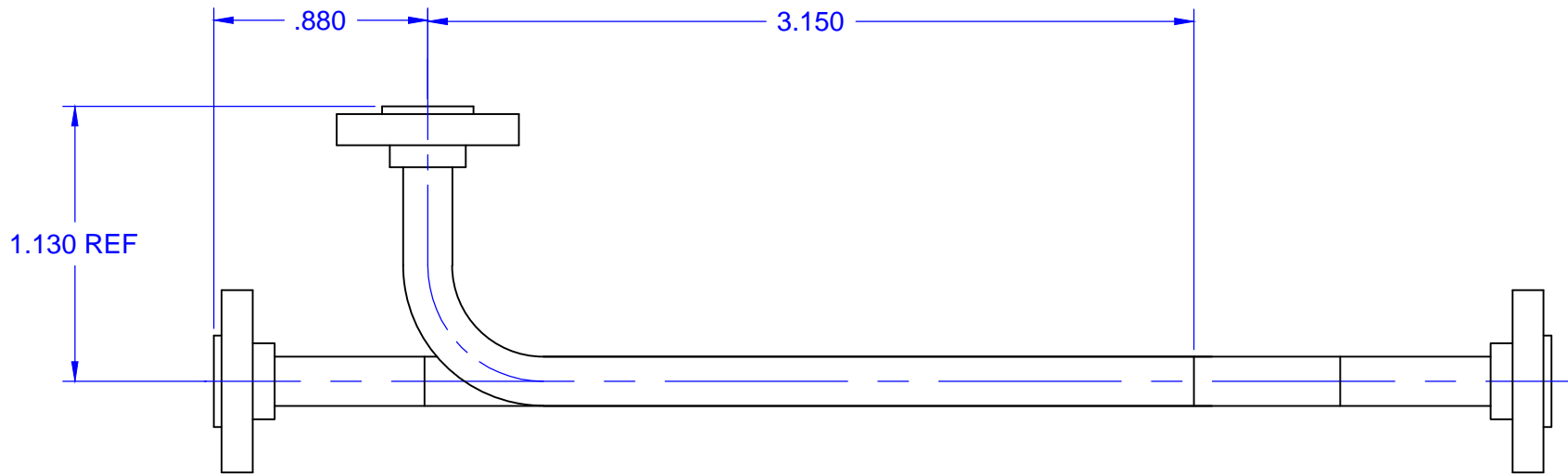


REVISIONS			
REV	DESCRIPTION	DATE	APPROVED
--	--	--	--



1	21486	E BAND LOAD	--
1	21519	CROSS ARM	2
1	21518	THRU ARM	1
QTY	PART NUMBER	DESCRIPTION	ITEM

UNLESS OTHERWISE SPECIFIED  
ALL SURFACES  $\sqrt{32}$

DIMENSIONS ARE IN INCHES

TOLERANCES ARE:

DECIMALS: .1234 +/- .0005

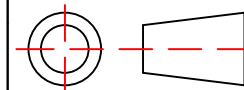
.123 +/- .005

.12 +/- .01

ANGLES: +/- .5 DEGREES

ALL THREADS TO BE 2A OR 2B

REF DWG# 10044



THIRD ANGLE PROJECTION

DRAFTING: MRN

APPROVED: M.S.

DATE: 11/21/2011

SHEET NO.

1

OF

1

**Mi-Wave** Millimeter Products Inc.

TITLE

**559E/387**  
**10,20,30,40 dB**  
**ASSEMBLY**

SIZE

**A**

DWG NO

**21520**