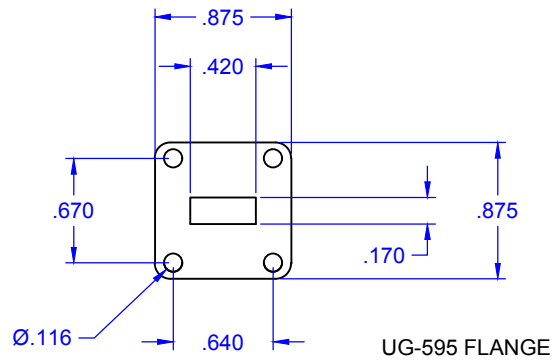
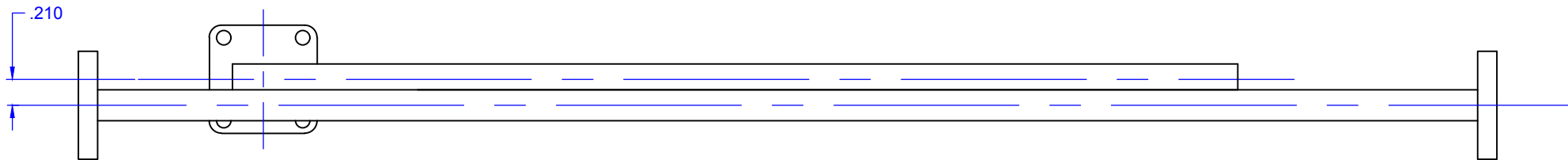
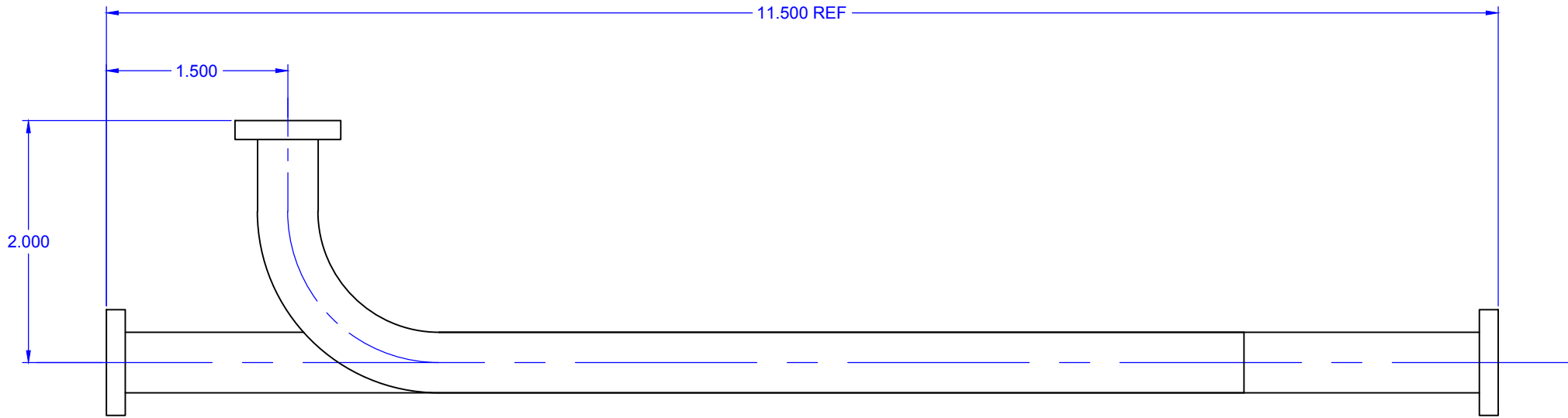


| REVISIONS |             |      |          |
|-----------|-------------|------|----------|
| REV       | DESCRIPTION | DATE | APPROVED |
| --        | --          | --   | --       |



UG-595 FLANGE

|  |                            |   |              |
|--|----------------------------|---|--------------|
| UNLESS OTHERWISE SPECIFIED<br>ALL SURFACES $\sqrt{32}$   | <br>THIRD ANGLE PROJECTION | Mi-Wave Millimeter Products Inc.                                    |              |
|  |                            | TITLE<br><b>559K/595</b><br><b>10,20,30,40 dB</b><br><b>OUTLINE</b> |              |
| DIMENSIONS ARE IN INCHES<br>TOLERANCES ARE:<br>DECIMALS: .1234 +/- .0005<br>.123 +/- .005<br>.12 +/- .01 | DRAFTING: MRN              | SHEET NO. 1   | OF 1         |
| ANGLES: +/- .5 DEGREES   | APPROVED: M.S.             |   |              |
| ALL THREADS TO BE 2A OR 2B   | DATE: 9/30/2011            | SIZE A  | DWG NO 24586 |
| REF DWG# --  |                            |   |              |